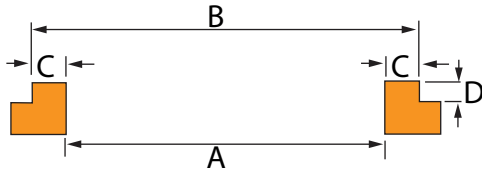


WorldStop™ Specification Sheet

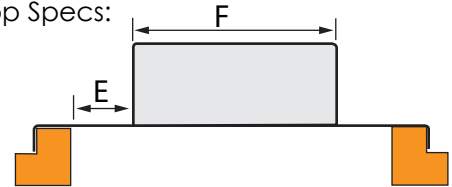
Company: _____ Contact Name: _____
 Company Address: _____
 Email: _____ Phone #: _____ PO#: _____

Double Stop

Pallet Rack Specifications:



Double Stop Specs:



A= _____ (inside clear, rack flue space)
 B= _____ (outside clear, includes top of beams)
 C= _____ (top of beam dimension)
 D= _____ (step dimension)

E= _____ (standard 3" offset, change if custom)
 F= _____ (actual flue space to maintain)

* Please note the flue space is measured from face of beam to face of beam

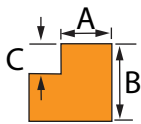
Rack Manufacturer: _____

Type of Beam (Please check one): Step beam ___ Box beam ___ Structural beam ___

Quantity: _____ Finish: ___ Powder coat gray (standard) ___ Custom finish: _____

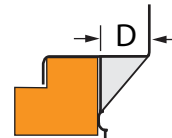
Single Stop

Pallet Rack Specifications:



A= _____ (top of beam dimension)
 B= _____ (face of beam dimension)
 C= _____ (step dimension)

Single Stop Specs:



D= _____ (Standard 3" offset, change if custom)

Rack Manufacturer: _____

Type of Beam (Please check one): Step beam ___ Box beam ___ Structural beam ___

Quantity: _____ Finish: ___ Powder coat gray (standard) ___ Custom finish: _____

Additional Notes:

Signature (required): _____ Date: _____

Orders cannot be completed until specification sheet is completed and returned to Worldwide.
 Unsigned and incomplete specification sheets may cause additional delays in production and ship dates.